

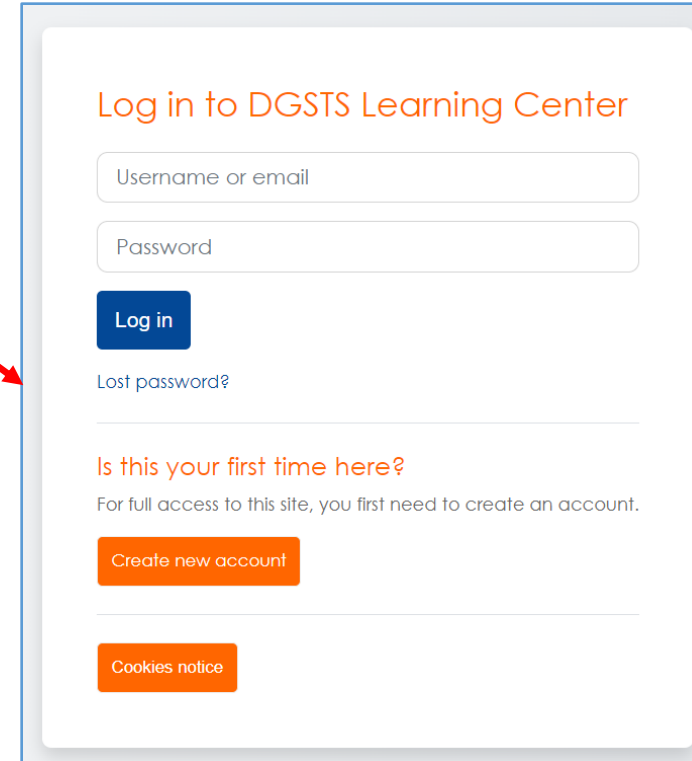
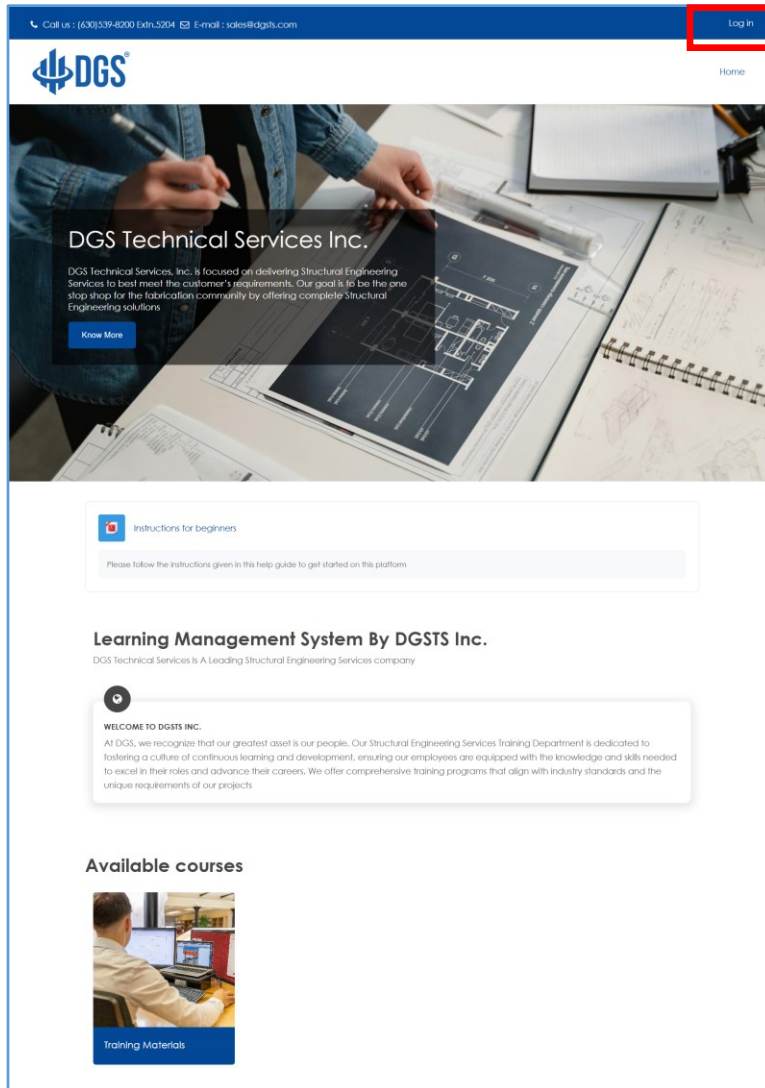


Learning Management System for Trainees – DGSTS Structural Engg. Team
Beginners Guide

Index

1. Home Page & Login Page
2. Create a New Account
3. Email Verification and Access to the Portal

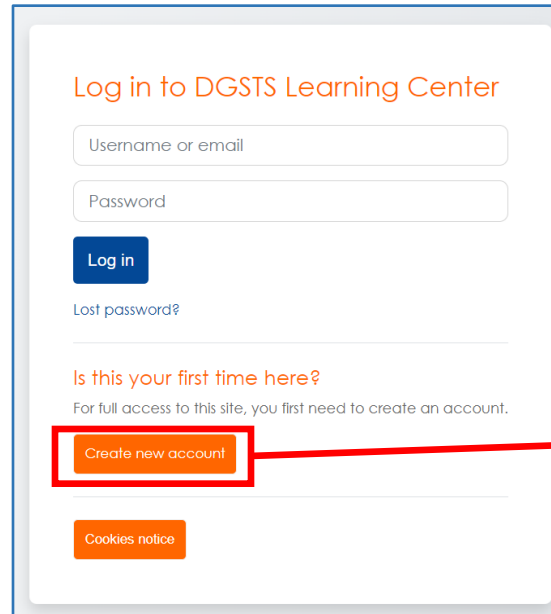
1. Home Page & Login Page



URL : <https://lmsdetailing.dgsts.com>

- This is the **Home** page and **Login** page for the students.
- Students already having an account can log in using their existing credentials to access all the features of the LMS portal.

2. Create a New Account



Log in to DGSTS Learning Center

Username or email

Password

Log in

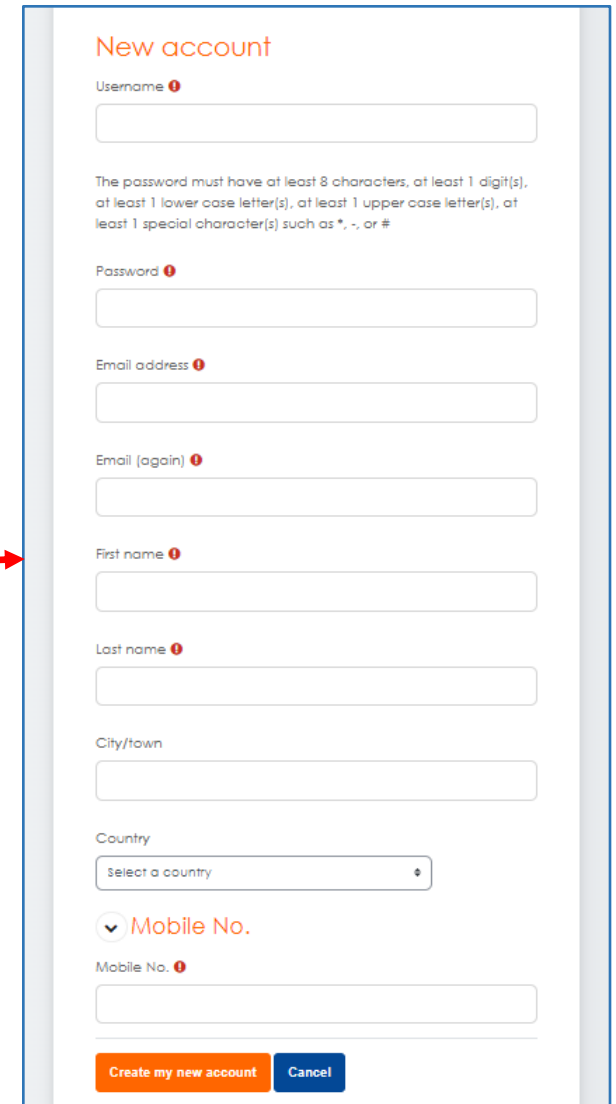
Lost password?

Is this your first time here?

For full access to this site, you first need to create an account.

Create new account

Cookies notice



New account

Username ⓘ

The password must have at least 8 characters, at least 1 digit(s), at least 1 lower case letter(s), at least 1 upper case letter(s), at least 1 special character(s) such as *, -, or #

Password ⓘ

Email address ⓘ

Email (again) ⓘ

First name ⓘ

Last name ⓘ

City/town

Country

Mobile No.

Mobile No. ⓘ

Create my new account Cancel

URL : <https://lmsdetailing.dgsts.com/login/signup.php>

- This is the page to **Create New Account** for those students who don't have an account yet.
- Students can fill out all the required details in the form to create an account and submit it.

3. Email Verification and Access to the Portal

DGSTS Learning Center


An email should have been sent to your address at [REDACTED]@gmail.com

It contains easy instructions to complete your registration.

If you continue to have difficulty, contact the site administrator.

[Continue](#)

DGSTS Learning Center: account confirmation Inbox x

 **Admin User (via Learning Center)** 1:03 PM (3 minutes ago) ☆
to me ▾

Hi,

A new account has been requested at 'DGSTS Learning Center' using your email address.

To confirm your new account, please go to this web address:

[http://\[REDACTED\]](http://[REDACTED])

In most mail programs, this should appear as a blue link which you can just click on. If that doesn't work, then cut and paste the address into the address

- Once the account is successfully created, a verification link will be sent to the registered email address.
- Open the email message received at your email inbox and click on the verification link
- Once your email id is verified, you can start exploring the LMS portal

THANK YOU

© 2024 DGS Technical Service, Inc, Illinois, USA. All Rights Reserved. DGS believes the information in this document is accurate as of its publication date; such information is subject to change without notice. DGS acknowledges the proprietary rights of other companies to the trademarks, product names and such other intellectual property rights mentioned in this document. Except as expressly permitted, neither this documentation nor any part of it may be reproduced, stored in a retrieval system, or transmitted in any form or by any means, electronic, mechanical, printing, photocopying, recording or otherwise, without the prior permission of DGS and/or any named intellectual property rights holders under this document.

